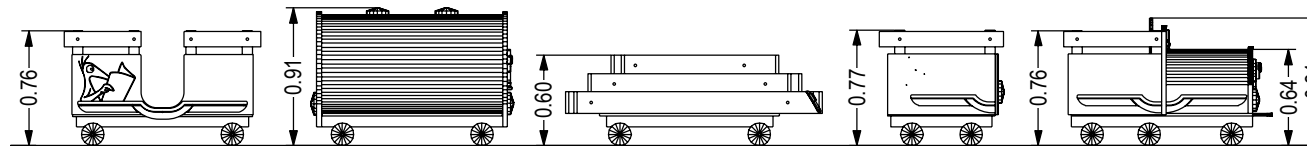
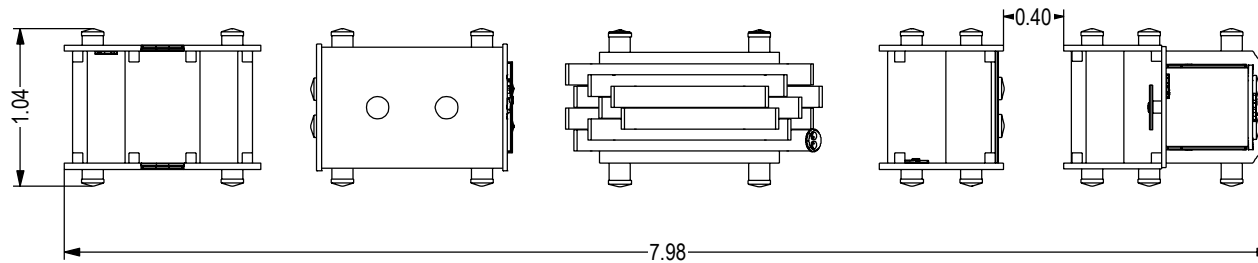
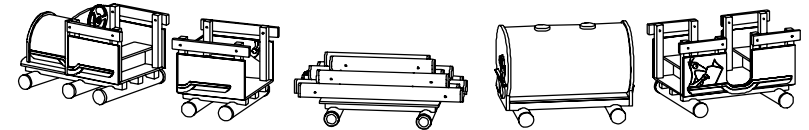


M 1:75



PRODUKTZEICHNUNG
(PRODUCT DRAWING)

Eisenbahn "Ensemble" elfenbein - braun railway "Ensemble"		ab 1 Jahre 1 years up on Unverbindl. Altersempfehlung (Non-binding age recommendation)	1,34 × 1,04 × 0,91 m Größtes Teil (Largest part)	DIN A4 / M 1:50 Maßangaben in Meter (Dimensions in meters)	Geändert (Amended) D.M. 08.11.2021 Erstellt (Created)
CFE-890-002-0BR-0000	0,91 m Max. freie Fallhöhe (Max. free height of fall)	Bodenarten siehe "Wartungshinweise" (Soil types see "Maintenance Instructions")	ca. 240 kg Schwerstes Teil (Heaviest part)	Techn. Änderungen vorbehalten. (Technical modifications reserved.)	

